

QS - 25 QuickSTOP Collision Sensor

QuickSTOP is a dynamically variable collision sensor that operates on air pressure. At impact, the air chamber is opened, and the shutdown signal is immediately sent to the system controller.



Features and Benefits

- Dynamically Variable Trip points allow you to program your collision sensor at all speeds of an operation. The breakaway threshold adjusts to match the working force ranges of your robot/application.
- All QuickSTOP models feature a noncompressive, metal to metal seal which ensures reliable and consistent operation, giving you permanent repeatability.
- Senses Angular and Compressive Forces. QuickSTOP's unique design offers protection in the X,Y, and Z axes.
- QuickSTOP monitors Performance Readiness. When pressurized, the pressure switch is closed indicating that the QuickSTOP is reset in the proper position.
- At the moment of impact, the QuickSTOP's air chamber is opened, exhausting pressure which instantly opens the pressure switch and causes loss of signal.
- Pressure loss upon impact offers better tool protection as the QuickSTOP absorbs energy and removes the force from your tool and robot wrist.

Applications

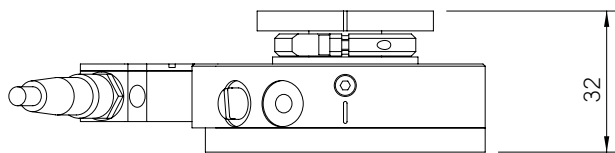
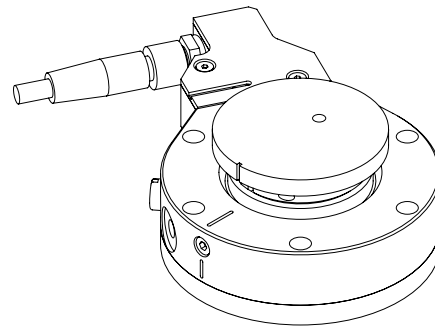
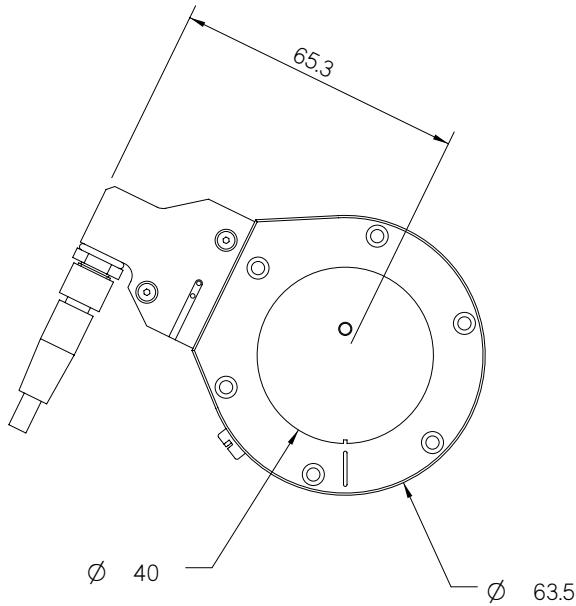
- Material Handling
- Machine loading/unloading
- Pick and place operations

Not exactly what your application requires? Applied Robotics can design a solution that meets your particular application needs.

SPECIFICATIONS

| | |
|--|---|
| Compliance Angle | +/-5 Deg |
| Axial Compliance (z+) | 3.40 mm 0.134 in |
| Rotary Compliance | No Limit |
| Operating Pressure | 1.0-6.0 bar (14.5-87 psig) |
| Torque trip point Mz continuously variable | 1.0 - 6.4 N-m 9 - 56 in-lb |
| Moment trip point Mx & My continuously variable | 1.0 - 6.4 N-m 9 - 56 in-lb |
| Repeatability at tool mounting surface X and Y axes | +/-0.013 +/-0.0005 in |
| Z axis | +/-0.013 mm +/-0.0005 in |
| Rotational | +/-0.419 radians (10 ⁻³) +/-0.024 degrees |
| Mass | .26 kg .56 lb |
| Center of mass (from robot adaptor plate) | 18.6 mm .73 in |
| Average response time | <15 ms |
| Operating Temperature | Min. 0 Deg C (32 Deg F) Max. 70 Deg C (158 Deg F) |
| Switch Description | High reliability aircraft snap acting type. UL/CSA Approved. Average mechanical life - 7 million cycles |
| UL Recognized Rating 42.4 VDC max. 3 amps max. | |

Engineering Data

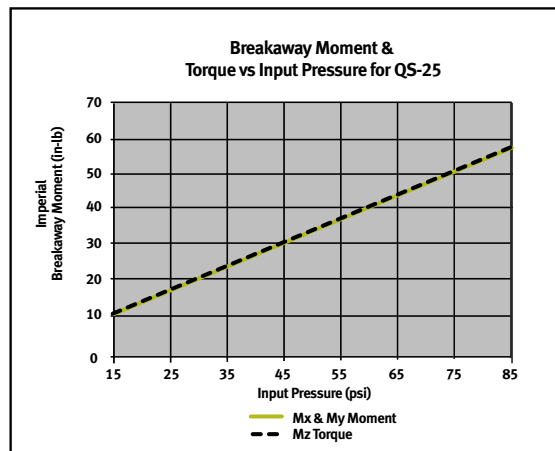
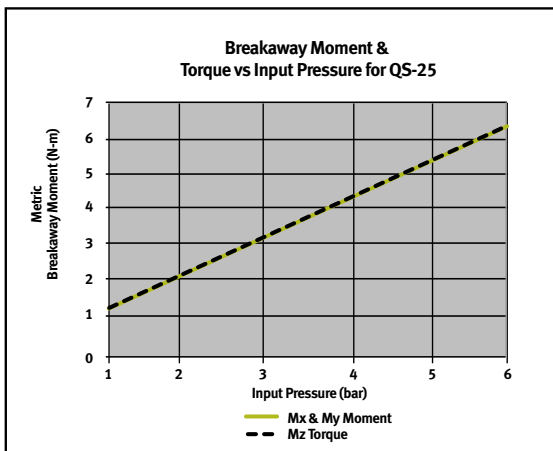


Note: Specifications provided are maximum recommended limits under static conditions. For correct product sizing, consideration must be given to all applicable dynamic forces, including manipulator inertia, tooling configuration and external process forces.

Note: For correct product sizing, please contact our Tech Support staff at techsupport@arobotics.com or via telephone at (800)309-3475 in NY or in MI at (248)358-3677.

All dimensions in millimeters

Moment Charts



648 Saratoga Road
 Glenville, NY 12302 USA
 518 384 1000 tel
 518 384 1200 fax

29193 Northwestern Hwy. #509
 Southfield, MI 48034 USA
 248 358 3677 tel
 248 358 2654 fax

www.arobotics.com

